



Really and Amazingly Linear, Brighter, Comfortable and more Safe

LineBase

LineBase is breakthrough lighting for the city tunnel, underpass. It's a really and amazingly linear lighting yet easy to install, and it's the ideal solution to replace fluorescent lighting. The customized lumen output of LineBase enables lighting designers to have freedom on lighting layout. Its continuous installation is to create a seamless, brighter, comfortable visual effect with less flicker. Its plug-and-play electrical connection and remote waterproof drivers save total cost of owner. The products pass kinds of safety and durability test to prove a long lifespan on its operation.

Benefits

- Continuous installation for visual comfort
- Flexible lumen package for more application
- Remote driver attached to housing for flexibility
- Compact end cap for amazing linear yet easy to install

Features

- Wattage ranges from 10-60W, lumen output customized
- Slim and linear housing, compact end cap with positioning-slot
- Typical 120-130lm/w system efficacy
- IP 67 connector for plug-and-play quick installation
- Loop in-and loop out wiring for easy installation

LineBase

Application

- City tunnel
- Underpass
- Road lighting
- Industrial areas

Warnings and Safety

- Strongly recommended to use surge protection device in electricity cabinet to wire luminaires

Versions



BGP472 LED48/72 NW 40/60W

Product details

LineBase BGP47X 1



LineBase BGP47X 2



LineBase BGP47X 3



Accessories



EGP470 150/5W 10/12 60W

Ordercode 911401681505,
911401681605, 911401681705



EGP471 220/15W 8/11 165W

Ordercode 911401681805,
911401681905, 911401682005,
911401682105

Application Conditions	
Maximum dim level	Not applicable
Approval and Application	
Mech. impact protection code	IK05
Surge Protection (Common/Differential)	Luminaire surge protection level until 4 kV differential mode and 4 kV common mode
Controls and Dimming	
Dimmable	No
General Information	
Luminaire light beam spread	90° x 100°
CE mark	-
Light source color	840 neutral white
Optical cover/lens type	Flat glass
Driver included	No
Light source replaceable	No
Optic type	Wide beam large
Initial Performance (IEC Compliant)	
Init. Corr. Color Temperature	4000 K
Init. Color Rendering Index	>80
Light Technical	
Standard tilt angle posttop	-
Mechanical and Housing	
Color	Aluminum

General Information

Order Code	Full Product Name	Number of gear units
911401682505	BGP472 LED48/72 NW 40/60W	-
911401682605	BGP472 LED12/36 NW 10/30W	-
911401682705	BGP471 LED36/54 NW 30/45W	-
911401682805	BGP471 LED12/24 NW 10/20W	-
911401682905	BGP470 LED24/36 NW 20/30W	-
911401683005	BGP470 LED6/18 NW 5/15W	-

Initial Performance (IEC Compliant)

Order Code	Full Product Name	Initial luminous flux
911401682505	BGP472 LED48/72 NW 40/60W	7200 lm
911401682605	BGP472 LED12/36 NW 10/30W	3600 lm
911401682705	BGP471 LED36/54 NW 30/45W	5400 lm

Order Code	Full Product Name	Initial luminous flux
911401682805	BGP471 LED12/24 NW 10/20W	2400 lm
911401682905	BGP470 LED24/36 NW 20/30W	3600 lm
911401683005	BGP470 LED6/18 NW 5/15W	1800 lm





LineBase

A whole new linear tunnel lighting

Linear Tunnel—LineBase

- Really and amazingly linear yet easy to install
- Linear LED tunnel for replacement of fluorescent
- More bright and higher uniformity

Key specifications


- Wattage ranges from 10-60W, lumen output customized
- Slim and linear housing, compact end cap with positioning-slot
- Typical 120-130lm/w system efficacy, more than 50% energy savings compares fluorescent tunnel
- CCT: 4000K (3000K&5700K option via ETO)
- IK05 IP66
- Lifetime: 50Khrs(L70B50@ $t_a=50^{\circ}\text{C}$)
- Tempered glass cover
- Operating T: $-40^{\circ}\text{C}\sim+55^{\circ}\text{C}$
- Compliances: Class I, CQC
- IP 67 connector for plug-and-play quick installation
- Loop in-and loop out wiring for easy installation
- EMC passed and harmonic test passed

Features and benefits

- **Continuous installation for visual comfort**
- Linear LED tunnel for replacement of fluorescent
- **Compact end cap for amazing linear yet easy to install**
- Remote driver attached to housing for flexibility
- Flexible lumen package for more application



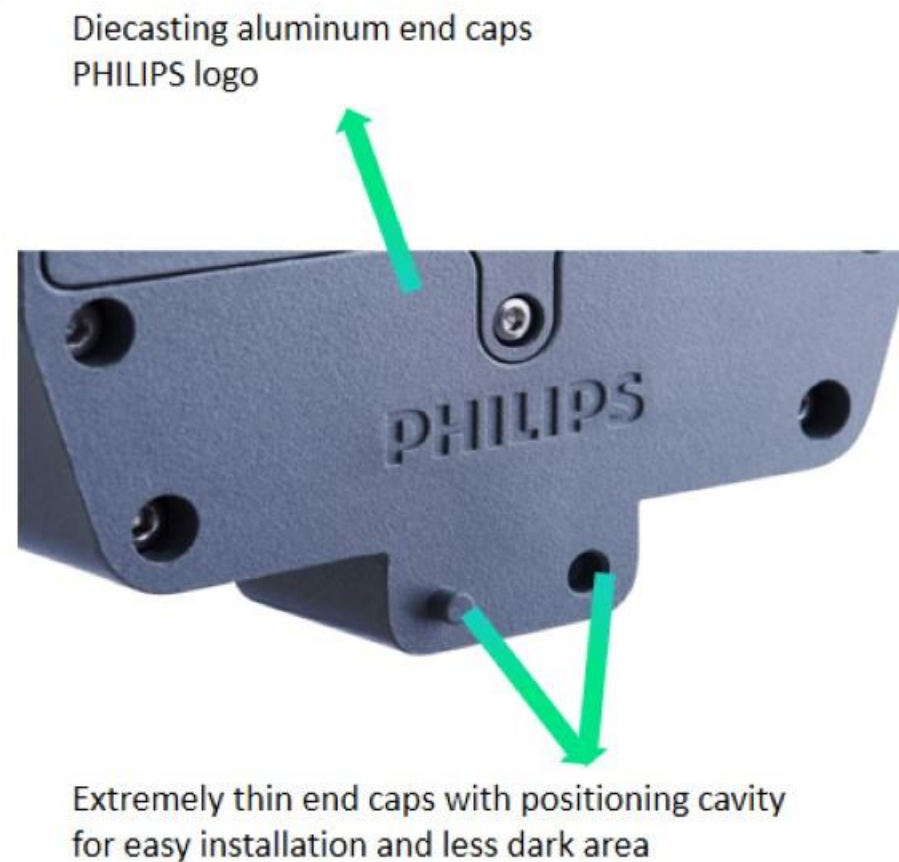
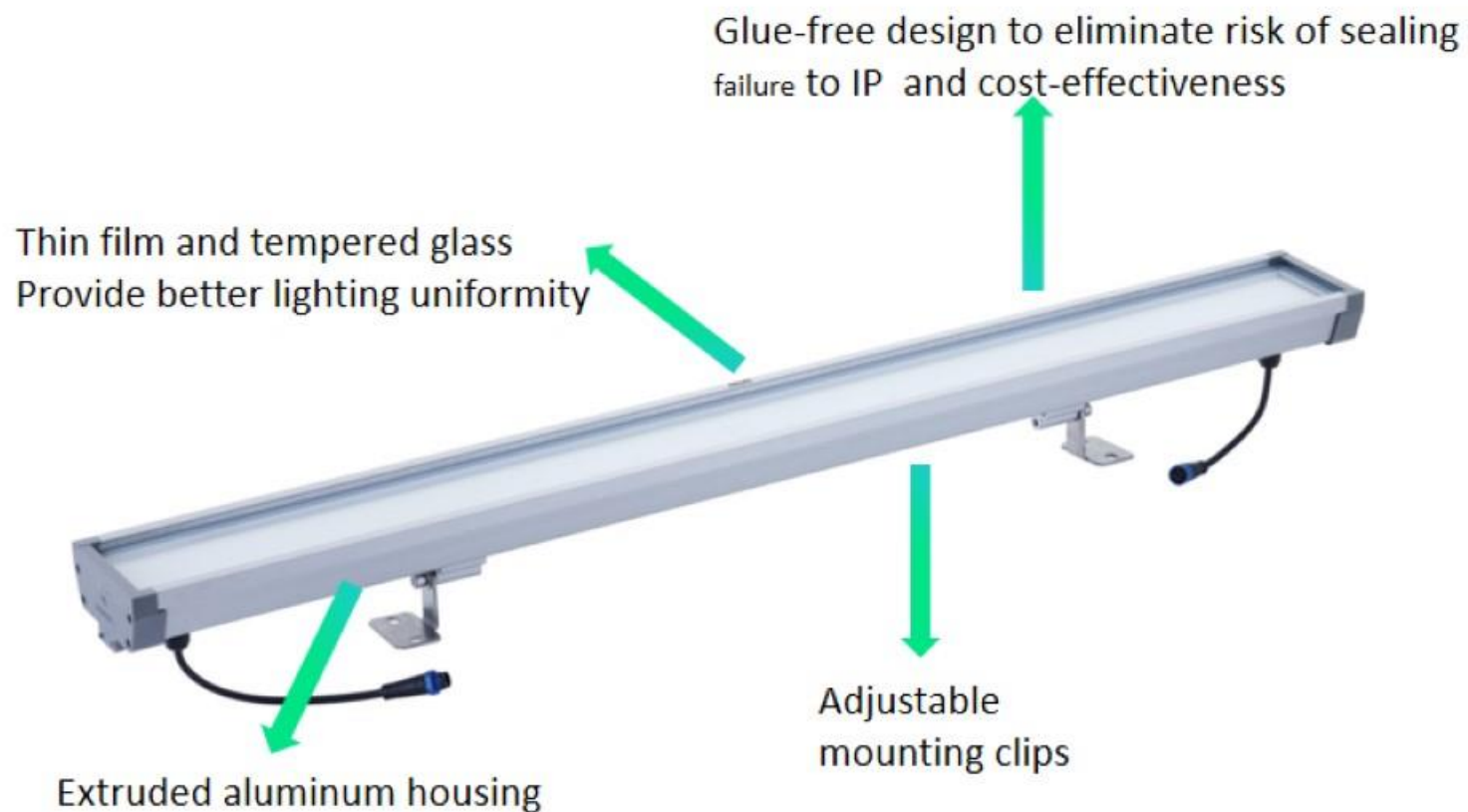
Linear Tunnel—LineBase


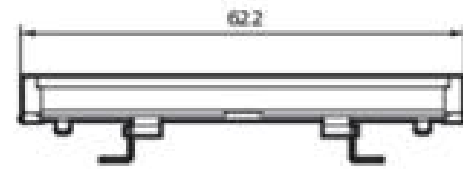


reflector

Silicon gasket

Linear Tunnel—LineBase





Signify