



## GreenSpace Gen5

GreenSpace Gen5 is the new LED downlight with high efficacy, design compactness and multiple options in terms of lighting connectivity.

It offers diverse configurations within 600~2,200lm lumen range and could apply to shopping mall, retail store and office application with different variants. The lifetime is 50,000 hours (L70 @ 25C)



### Benefits

- Energy saving counting on high system efficacy
- Compactness with visual comfort – small cut out with high lumen
- Good light quality for visual comfort
- Multiple choices in terms of lumen/cutout and lighting connectivity

### Features

- Average System efficiency -110lm/W
- 4" up to 950lm, 6" up to 1600lm
- SDCM  $\ll 5$ , CRI 80+
- 600~2200lm/4"~8" cutout, DALI/POE/C4M



### Applications

- Shopping mall
- Retail store
- Office
- Hotel

# PHILIPS

# GreenSpace Gen5

## Specifications

	<b>GreenSpace Gen5</b>
<b>Type</b>	DN390/391/392/393B
<b>System lumen output Typ. @840</b>	600lm/ 950lm,1100lm/1600lm/2200lm
<b>Voltage</b>	220-240V 50/60Hz
<b>Power consumption(PSU version)</b>	5.5W/ 9.5W/ 14.5W/ 19W
<b>Power consumption(PSD version)</b>	8W/ 11.5W/ 15.5W/ 20.5W
<b>Efficacy @840 PSU</b>	Average 110lm/W
<b>Power factor</b>	0.9
<b>LED driver</b>	Fixed output / DALI / DALI-VLC (ETO) / POE(STD&ETO) /C4M
<b>SDCM</b>	≤5
<b>CRI</b>	>80
<b>Color temperature</b>	3000K / 4000K /6500K
<b>Reflector</b>	Aluminum / White
<b>Materials and finishing</b>	PC diffuser with high haze and light transmission Die-casting aluminum heat sink
<b>Lifetime</b>	50,000 hours (70% lumen maintenance @ Ta = 25°C)
<b>Working Temperature Range</b>	- 20°C < Ta < 40°C
<b>Cut-out</b>	D100: 105~110mm, D150: 150~155mm, D200: 200~205mm
<b>Dimensions (Dia x H)</b>	D100 type: Ø120 x 98mm D150 type: Ø162 x 100mm D200 type: Ø216 x 108mm
<b>Weight</b>	D100 PSU: 0.46KG; D100 PSD: 0.80KG D150 PSU: 0.70KG D150 PSD: 0.93KG D200 PSU : 1.10KG D200 PSD: 1.20KG D150 POE: 1.30KG D200 POE: 1.53KG
<b>IP rating</b>	IP20 / IP54 (front cover)
<b>Certifications</b>	CB, EMC, ASNZ, CE

### Remarks

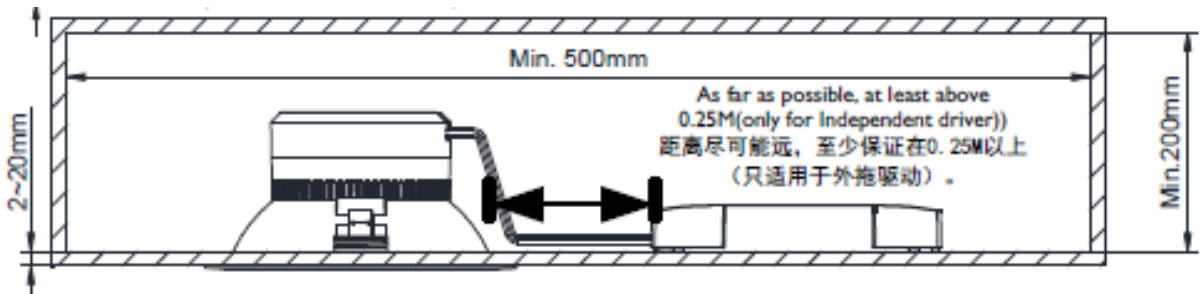
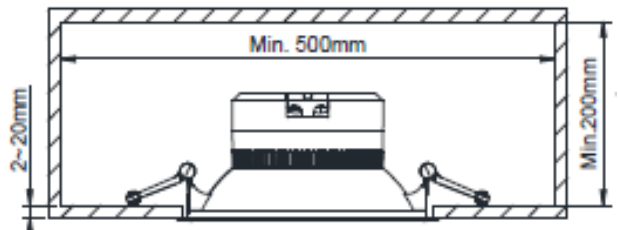
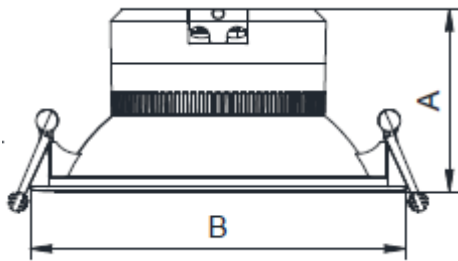
- Some of the configurations are not standardized but available via ETO to reduce the complexity of standard scope
- Lumen package refers to the standardized models of 4000K version, different CCT will have slightly different lumen output

# GreenSpace Gen5

## Dimensions

### Fixed output

### DALI/POE/C4M



Luminaire type	Cutout (mm)	A (mm)	B (mm)
DN390B...D100...	105~110	98	Ø120
DN391B...D100...	105~110	98	Ø120
DN391B...D150...	150~155	100	Ø162
DN392B...D150...	150~155	100	Ø162
DN392B...D200...	200~205	108	Ø216
DN393B...D200...	200~205	108	Ø216

### Remarks

- Some of the configurations are not standardized but available via ETO to reduce the complexity of standard scope

# GreenSpace Gen5

## Ordering information

12NC	Product Description
911401571841	DN390B LED6/830 PSU D100 ALU GC
911401571941	DN390B LED6/840 PSU D100 ALU GC
911401572041	DN391B LED11/830 PSU D150 WH GC
911401572141	DN391B LED11/840 PSU D150 WH GC
911401572341	DN391B LED11/830 PSU D150 ALU GC
911401572441	DN391B LED11/840 PSU D150 ALU GC
911401572541	DN391B LED11/865 PSU D150 ALU GC
911401572641	DN391B LED11/830 PSD D150 WH GC
911401572741	DN391B LED11/840 PSD D150 WH GC
911401572841	DN391B LED11/830 PSD D150 ALU GC
911401572941	DN391B LED11/840 PSD D150 ALU GC
911401576941	DN392B LED16/830 PSU D150 WH GC
911401577041	DN392B LED16/840 PSU D150 WH GC
911401577141	DN392B LED16/830 PSU D150 ALU GC
911401577241	DN392B LED16/840 PSU D150 ALU GC
911401573341	DN392B LED16/830 PSU D200 ALU GC
911401573441	DN392B LED16/840 PSU D200 ALU GC
911401574041	DN393B LED22/830 PSU D200 WH GC
911401574141	DN393B LED22/840 PSU D200 WH GC
911401577741	DN390B LED6/830 PSU D100 WH GM
911401577841	DN390B LED6/840 PSU D100 WH GM
911401578641	DN391B LED11/830 PSU D150 ALU GM
911401578741	DN391B LED11/840 PSU D150 ALU GM
911401578941	DN392B LED16/830 PSU D150 WH GM
911401579041	DN392B LED16/840 PSU D150 WH GM
911401579841	DN392B LED16/830 PSU D200 ALU GM
911401579941	DN392B LED16/840 PSU D200 ALU GM
911401580141	DN393B LED22/830 PSU D200 WH GM
911401580241	DN393B LED22/840 PSU D200 WH GM
911401581041	DN391B LED11/830 PSU D150 ALU WP GM
911401581141	DN391B LED11/840 PSU D150 ALU WP GM
911401581241	DN391B LED11/865 PSU D150 ALU WP GM
911401582441	DN393B LED22/830 PSD D200 WH GM
911401582541	DN393B LED22/840 PSD D200 WH GM
911401584241	DN391B LED11/830 PSD D150 WH CAU
911401584341	DN391B LED11/840 PSD D150 WH CAU
911401585041	DN393B LED22/830 PSD D200 WH CAU
911401585141	DN393B LED22/840 PSD D200 WH CAU



- More options available on request